

PRIAMOS DC 1

DATA SHEET

Description

DC 1 PRIAMOS is HEINZMANN's most proven digital speed control. Advantageously installed in lots of applications for years and brought up to date ever since DC 1 performs fast action and precise speed control.

DC 1 is intended to work with HEINZMANN's motor driven actuators in 4Q-operation. To achieve remarkably high torques DC 1 offers the option to supply the driver stage separately with higher voltage than the control unit. This allows to use HEINZMANN's high capacity actuators at their full performance eliminating any overload of the controller electronics.

Additionally version DC 1-04 is able to drive up to 3 independent actuators. This opens possibilities for speed control combined with dual fuel control application even on V-engines.

Actual engine speed is taken by inductive pickup. To keep up operation in case of failure a redundant second pickup can be applied. Optionally use of a Hall type pickup is possible.

Besides speed control DC 1 is able to provide various additional control, limiting and safety functions evaluating further sensors on engines. This may be starting fuel limitation or engine stop in case of some temperature excursion etc.

Several error recognition, indication and reporting functions are provided. One common alarm output and two further fatal error alarm outputs complete the scope. The firmware allows configuration of input/output allocation as well as activation and parameterisation of functions.

For configuration DC 1 uses HEINZMANN's serial interface for connection with DcDesk 2000. CAN bus for communication with other devices is available optionally.



DC 1-03



DC 1-04

Features

Driving up to 3 actuators with DC 1-04, allowing dual fuel application

Higher voltage applicable for driving stage

Variable starting fuel adjustment, depending on engine temperature

Temperature dependent idling speed

Fuel limitation depending on boost pressure and engine speed

Speed ramp for increasing or decreasing speed

Load regulation system

Marine certified

Applications

- Diesel & gas engines
- Dual fuel combustion
- Gensets
- Gas & steam turbines
- Heavy-duty vehicles
- Vessels
- Traction control systems

Applicable actuators

- StG 16/30/40 with DC 1-03 for engine power < 5 MW
- StG 64/90 with DC 1-03 for engine power 5 ... 10 MW
- 2× StG 90 with DC 1-04 for V-engine
- StG 180 with DC 1-04 for engine power < 15 MW

Certificates

Marine certificates DNV, ABS, KR

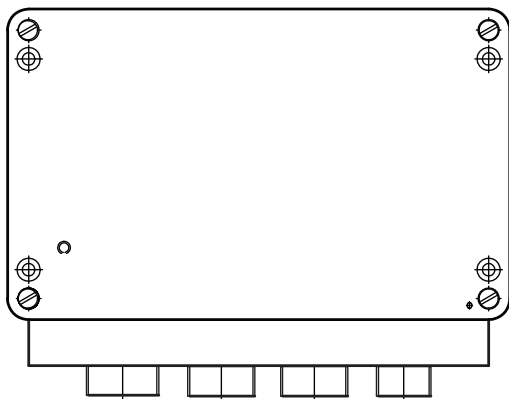
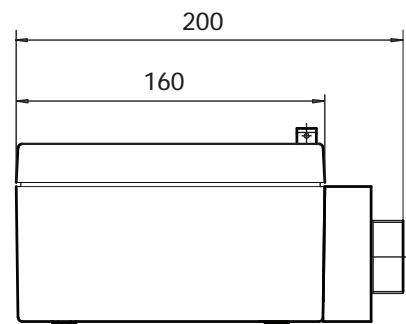
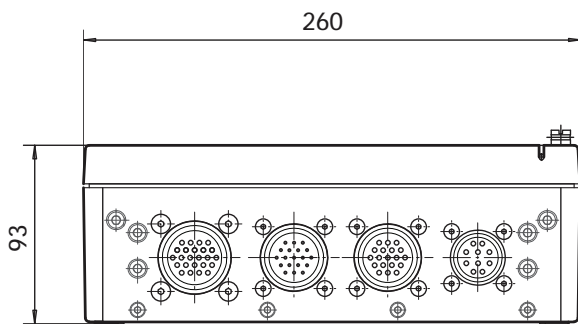
Technical data

General specification	DC 1-03	DC 1-04
Supply voltage	Current consumption control unit (at 24 VDC)	Control unit nom. 24 VDC (8 ... 33 VDC) Actuator driving stage nom. 36 VDC (18 ... 40 VDC)
Current consumption control unit	nom. 0.25 A + current of actuator	nom. 0.34 A + current of actuator
Protection grade	IP55	
Ambient temperature	-40 ... +70 °C	
Storage temperature	-55 ... +85 °C	
Permissible ambient humidity	< 95 % at 55 °C	
Vibration	3.2 mm pp at 5 ... 25 Hz, 4g at 26 ... 100 Hz	2 mm pp at 5 ... 13.2 Hz, 0.7g at 13.3 ... 50 Hz, 1g at 51 ... 100 Hz
Weight	approx. 3.5 kg	approx. 5.2 kg

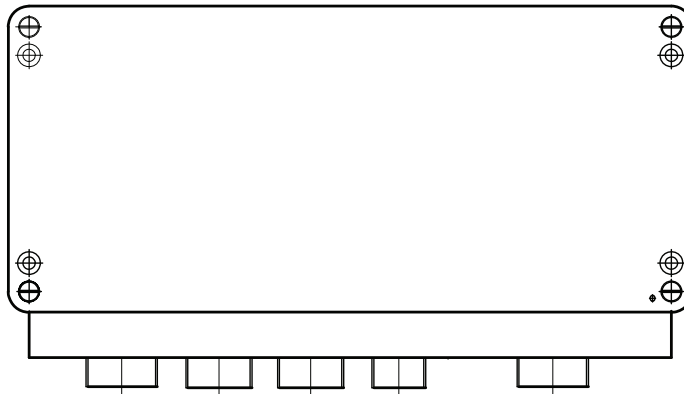
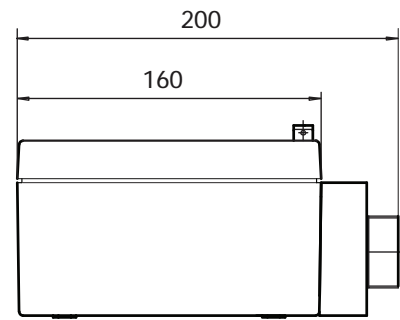
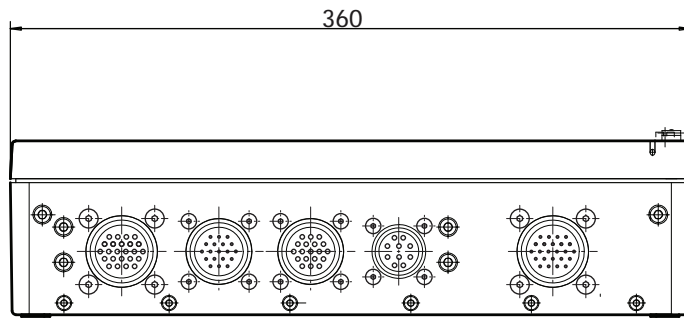
I/O specification	DC 1-03	DC 1-04
Pickups	2× inductive, 30 ... 9000 Hz, 0.4 ... 30 VAC, Hall-type pickup optional	
Sensor supplies	2× 5 VDC, 50 mA 1× 8.2 VDC, 90 mA (HEINZMANN hand programmer)	
Actuator output	1× 2Q/4Q PWM, 2 kHz, 9 A, max. 12 A for 60 s	1× 2Q/4Q PWM, 2 kHz, 9 A, max. 12 A for 60 s, 2× 4Q PWM, 2 kHz, 6.5 A, max. 12 A for 60 s
Analogue inputs	5× 0 ... 5 V or 4 ... 20 mA	8× 0 ... 5 V or 4 ... 20 mA
	2× temperature Pt 1000, Ni 1000, NTC	
Analogue outputs	2× 0 ... 5 V or 4 ... 20 mA	
Digital Inputs	10× binary, galvanically insulated	
	2× PWM or binary, configurable	1× PWM or binary, configurable
Digital outputs	2× binary	
	3× PWM or binary, configurable	
	1× low-side switch with current readback, $I_L < 2$ A	
	2× low-side switch with freewheeling diode, $I_L < 0.5$ A	
	1× high-side switch (overspeed), $I_L < 1.8$ A, configurable	
	1× common alarm, 2× fatal error (invers control ready)	
Wiring	Plug Cannon	

Dimensions

DC 1-03



DC 1-04



Subject to alterations. ©Heinzmann GmbH & Co. KG, 2015